

**Genie**<sup>®</sup>  
A TEREX COMPANY



# AERIAL WORK PLATFORMS

## CUSTOMERS FIRST. ALWAYS.

### PARTNERING FOR SUCCESS


Our dedication to lifting you higher extends well beyond the physical reach of our products. We thrive on building satisfying customer relationships founded on the idea of partnership. Because you, our customer, are at the center of everything we do.

Since 1966, we've been developing products to solve your worksite challenges — and that process never ends. Our team of product managers and engineers uses your input to design new products, featuring the latest technology to meet your changing needs. Then we manufacture those products to stringent standards that help increase quality, lower costs and give you exceptional value for years to come.

### PROVIDING SUPERIOR VALUE

Our commitment doesn't end with the sale. Our dedicated service teams are available 24 hours a day, 365 days a year to provide support when you need it most. Our extensive parts network ships most parts within 24 hours, too. Simply put, we're always working to help maximize your "up time" so you can be more successful.

Genie is driven by one goal: doing the right thing, at the right time for our customers. That's not just what we do; it's who we are. So tell us what you need. We're listening.



**Genie**  
A TEREX COMPANY

### SETTING THE STANDARD

Genie manufactures some of the most advanced, highest-valued lift equipment in the industry. Genie distinctive blue lifts set the standard for performance and durability — not to mention support from people who understand your business.



# CONVENIENCE

## IN A COST-EFFECTIVE PACKAGE

Genie® aerial work platforms are easy to use and cost effective, making them the first choice for a wide range of applications. One person can easily set them up and get to work within minutes, providing the ideal all-around tool for almost any access application. Their light weight and compact size make Genie® aerial work platforms convenient to use in schools, churches, warehouses and more. Genie® aerial work platforms also provide solutions for internal work on large construction sites, like high rises, as well as being perfect for light-duty construction purposes.

Genie® aerial work platforms are designed to enhance productivity in the workplace. Flexible features on the AWP™, IWP™, DPL™ and Runabout™ models offer convenience at a low cost. Their lightweight construction makes them easy to maneuver, use and transport, delivering maximum uptime. Each model offers a variety of options and accessories to customize your machine. Genie® aerial work platforms offer an economical solution for all your access needs.

**The patented Genie mast system is the most rigid in the industry.**

# CONVENIENT, VERSATILE ACCESS

Genie® AWP™ Super Series aerial work platforms are an industry favorite due to their ease of use, convenience and flexibility. Their lightweight maneuverability and durable design make them a versatile option for a wide variety of rental, light-duty construction and maintenance applications.



## EASY TRANSPORT

The unique rear mast pivot bar and lightweight design allow it to be easily loaded into a pickup truck. Outrigger storage and forklift pockets, tie-down attachment points and an overhead crane attachment point add transportation convenience.



**The Genie® AWP™ Super Series is the top-selling aerial work platform in North America.**



### DURABLE MAST AND PLATFORM

The patented Genie mast system is the most rigid in the industry. Constructed of durable aircraft-quality aluminum, the mast provides user comfort and security at all working heights. Units have a ground fault interrupt receptacle on the platform for convenient use of power tools. (ANSI/CSA only)

### DOORWAY ACCESS AND MANEUVERABILITY

All units roll through standard doorways for easy access, and models up to 30 ft (9.1 m) don't even need to be tilted back. An exclusive six-point wheel and caster rocker base system also maneuvers easily around corners and over thresholds or debris.



# A BASE TO FIT YOUR NEEDS

Choose from three bases (standard, narrow or rough terrain) and six different platform options for the exact lift that meets your access needs.

## STANDARD BASE

Genie's most popular model, perfect for everyday applications.



## NARROW BASE

Tight spaces are accessed with ease, for a variety of unique applications.



## CLOSE ACCESS

The compact X-pattern outrigger footprint is the smallest in the industry, allowing access as close as 3 in (8 cm) from walls. With proximity like that, you'll be within easy arm's reach of your job. Simple setup and 6 to 46 ft (2 to 14 m) of working height make the AWP™ Super Series the ideal choice for applications requiring close access.

**The versatility of the AWP™ Super Series provides multiple worksite solutions.**

## ROUGH TERRAIN BASE

Ideal for use on unfinished surfaces.



## USER-FRIENDLY CONTROLS

Controls include a low battery indicator, locking key switch and dual-activated up/down switch as well as outrigger setup confirmation lights. All AC and DC models are equipped with an auxiliary platform-lowering feature for descent in the event of a power failure.



## AERIAL WORK PLATFORM MODELS AVAILABLE

**AWP™-20S**

**AWP™-25S**

**AWP™-30S**

**AWP™-36S**

**AWP™-40S**

# STABILITY AND RELIABILITY

Genie® IWP™ Super Series lifts can be easily moved around your worksite and set up in seconds. In addition, all AC and DC models are equipped with an auxiliary platform-lowering feature on both platform and ground controls, enabling descent in the event of a power failure. Reaching heights of 35 ft 6 in (11 m), the easy-to-use IWP™ comes in two base models (standard and wide) with six different platform options to meet your specific application requirements.




## USER-FRIENDLY PLATFORM AND CONTROLS

Control features include a low battery indicator, locking key switch, a dual-activated up/down switch and proper setup confirmation. Select units have a ground fault interrupt receptacle on the platform for convenient use of power tools.



**Effortless setup in seconds quickly gets you working at heights of up to 35 ft 6 in (11 m).**





**OUTREACH OPTION**

Provides over 2 ft (61 cm) of additional horizontal reach (IWP™-20S only). Ideal for maneuvering up and over shelves, machinery and equipment. (ANSI, CE, AUS only)

**EXCEPTIONAL STABILITY**

Rigid aluminum mast provides user comfort and security, and features heavy-duty lifting chains for strength and reliability. Units also feature built-in automatic level sensing. Two front integral leveling jacks provide an additional 2 in (5 cm) of adjustability.



**DOORWAY ACCESS**

The standard base model easily rolls through standard doorways. Wide base models roll through typical industrial double doorways.

**INDUSTRIAL WORK PLATFORM MODELS AVAILABLE**

- IWP™-20S
- IWP™-25S
- IWP™-30S

# CONVENIENCE AND VALUE

The Genie® DPL™ Super Series is a cost-effective two-worker option. These versatile machines combine tight access maneuverability with ample space for two workers and their tools on the larger platform. They also offer exceptional stability with a patented aluminum mast system, heavy-duty lifting chains and a welded steel base that stands up to tough jobsite conditions. Bottom line, they're the ideal choice for big jobs in small spaces.



## EASY-TO-USE CONTROLS

Ground controls feature outrigger setup confirmation lights, low-battery indicator (DC models), and locking key switch. Dual-activated platform controls are easy to operate. Auxiliary platform lowering (from ground or platform) allows descent in the event of a power failure.

**This low-cost option lifts two workers and their tools up to 40 ft 10 in (12.62 m).**



## DOORWAY ACCESS

The DPL™ rolls through standard doorways, and a convenient handle provides easy steering and maneuverability. The 4-position, non-marking swivel lock casters allow 360° rotation in areas as small as 7 ft 4 in x 2 ft 7 in (2.24 m x .79 m).

## SMOOTH, EFFICIENT POWER

AC (110 V or 220 V) and DC (12 V) power options are available — delivering clean, quiet operation for indoor or outdoor use. A platform-mounted GFCI 110 V electrical outlet is standard on all models.

## EASY STORAGE AND TRANSPORT

Outrigger storage sockets, multidirectional forklift pockets and sturdy tie-down attachment points help you secure the machine for easy transport. Winch attachment points let you easily winch the DPL™ on and off roll-back trucks.



## DUAL PERSONNEL LIFT MODELS AVAILABLE

DPL™-25S

DPL™-30S

DPL™-35S

# PRODUCTIVE SOLUTIONS

The Genie® Runabout™ (GR™) and Runabout™ Contractor (GRC™) are compact, low-weight machines well suited for increasing productivity on the job. Efficient operation and convenient setup make the Runabout™ ideal for warehousing, stock-picking, transporting, inventory management, and general maintenance. The construction-ready Runabout™ Contractor features a tube-in-tube telescoping mast and steel platform for durability in rougher environments.



## DRIVING AND STEERING

Features include zero inside turning radius, 30% gradeability, a spring-applied hydraulically released brake system and 10 in (25 cm) non-marking solid rubber tires. The unit is also driveable when fully elevated for increased productivity.

## EASY CONTROL AND SERVICE

Platform controls are equipped with on-board diagnostics. Auxiliary platform lowering enables descent in the event of a power failure. Proportional lift and drive controls provide a smooth ride. Plus, hinged rear covers allow easy access to all major components for convenient servicing.

**A zero inside turning radius and full elevation drive feature deliver maximum productivity.**



### ADJUSTABLE WORKSTATION TRAY

All Stock Picker™ models come standard with a workstation tray that is adjustable from inside the platform.



### REACH FURTHER

The robust Runabout™ Contractor has a platform height of 12 ft (3.66 m) and a lift capacity of 500 lbs. (227 kg).

The GRC™-12 also features a standard extension deck which provides a large work space for up to two operators and offers an extra 17.5 inches (44 cm) of outreach.



### COMPACT ACCESSIBILITY

Narrow 2 ft 5.5 in to 2 ft 7.5 in (75 to 80 cm) width and 4 ft 5 in (1.35 m) length allows the GR™ and GRC™ models to fit in most passenger elevators. Units can be driven through doorways with operator on board and have 2.5 in (6 cm) ground clearance in stowed position. Low 15.5 in (39 cm) entry height.

**GENIE® RUNABOUT™ AND RUNABOUT™ CONTRACTOR MODELS AVAILABLE**

**GR™-12 | GR™-15 | GR™-20 | GRC™-12**

# A PLATFORM FOR EVERY JOB

Choose from a variety of sizes, shapes and materials to create just the right lift solution for your specific application needs.

## AWP™, IWP™ AND RUNABOUT™ PLATFORM OPTIONS



### STANDARD PLATFORM WITH SLIDING MIDRAIL

27 x 26 in (69 x 66 cm)  
An excellent general-purpose platform.



### GATED STANDARD PLATFORM

27 x 26 in (69 x 66 cm)  
Provides "step in" entry.



### GATED ULTRA-NARROW PLATFORM

22 x 18 in (56 x 46 cm)  
The narrowest available.



### GATED NARROW PLATFORM

26 x 20 in (66 x 51 cm)  
For access through standard ceiling tile and other small openings.

AWP FAMILY PLATFORM OPTIONS	AWP™	IWP™	DPL™	GR™	GRC™
STANDARD PLATFORM WITH SLIDING MID-RAIL	S	S		S	
GATED STANDARD PLATFORM	O	O		O	
GATED ULTRA-NARROW PLATFORM	O	O			
GATED NARROW PLATFORM	O	O		O	
STANDARD FIBERGLASS PLATFORM*	O	O			
NARROW FIBERGLASS PLATFORM*	O	O			
DPL™ PLATFORM 27.5 X 72 IN (70 X 183 CM)			S		
STOCK PICKER™ PLATFORM				O	
GATED EXTENSION DECK				O	
SLIDING MID-RAIL EXTENSION DECK				O	
STEEL PLATFORM & EXTENSION DECK W/SWING GATE					S

O = OPTION      S = STANDARD



The narrow platform option is perfect for accessing the space above ceiling tiles.

\* FIBERGLASS PLATFORMS DO NOT PROVIDE PROTECTION FROM ELECTRIC SHOCK.

## EXCLUSIVE RUNABOUT™ CONTRACTOR PLATFORM

### STEEL PLATFORM AND EXTENSION DECK WITH SWING GATE

55 x 29.5 in (140 x 75 cm) provides 17.5 in (44 cm) of horizontal outreach and allows up to 2 people in the platform.



### STANDARD FIBERGLASS PLATFORM\*

29 x 26.5 in (74 x 67 cm)

A general-purpose fiberglass platform designed for containing tools and materials.



### NARROW FIBERGLASS PLATFORM\*

26 x 22 in (66 x 56 cm)

The smallest fiberglass platform available; also an excellent containment option.

## EXCLUSIVE RUNABOUT™ PLATFORM OPTIONS



### STOCK PICKER™ PLATFORM

35 x 28.5 in (89 x 73 cm)

Offers dual side entry gates and adjustable tray.



### SLIDING MID-RAIL EXTENSION DECK PLATFORM

55 x 29.5 in (140 x 75 cm)

Provides 20 in (51 cm) of horizontal outreach and a larger work area within the platform.

# OPTIONS

## FOR AERIAL WORK PLATFORMS



### **SUPER-STRADDLE™**

The redesigned Super-Straddle™ allows you to use your Genie® AWP™ in areas you never thought possible. The Super-Straddle™ provides up to 4 ft (1.22 m) of vertical clearance over fixed obstacles. Easily access light bulbs, ceiling panels or other maintenance tasks above permanent seating, stairwells and other obstructions. End frames adjust so the Super-Straddle™ can be used on slopes of up to 6 degrees — perfect for auditoriums and theaters.

### **TILT-BACK OPTION**

A tilt-back frame allows select AWP™ Super Series models to roll through standard doorways. (standard on AWP™-36 and AWP™-40)





AWP™-20S    AWP™-25S    AWP™-30S    AWP™-36S    AWP™-40S    IWP™-20S    IWP™-25S    IWP™-30S    DPL™-25S    DPL™-30S    DPL™-35S

BASE OPTIONS											
STANDARD BASE	S	S	S	S	S	S	S		S	S	S
NARROW BASE	O	O	O								
ROUGH TERRAIN BASE	O	O	O								
WIDE BASE (ANSI/CE/AUS ONLY)						O	O	S			
POWER OPTIONS											
AC	O	O	O	O	O	O	O	O	O	O	O
DC	O	O	O	O	O	O	O	O	O	O	O
DUAL BATTERY PACKAGE						O	O	O			
AIR MOTOR			O								
OTHER OPTIONS											
TILT-BACK OPTION	O	O	O	S	S						
OUTREACH PACKAGE						O					
POWER WHEEL ASSIST						O	O	O			
ACCESSORIES											
NARROW BASE CONVERSION KIT (AVAILABLE FOR RT BASE ONLY)	O	O	O								
RT BASE CONVERSION KIT (AVAILABLE FOR NARROW BASE ONLY)	O	O	O								
SUPER STRADDLE™	O	O	O	O	O						
TOOL TRAY	O	O	O	O	O	O	O	O	O	O	O
PLATFORM-LOCATING LASER LIGHT	O	O	O	O	O	O	O	O	O	O	O
FLUORESCENT TUBE CADDY	O	O	O	O	O	O	O	O	O	O	O
OPERATIONAL WARNING LIGHT AND DESCENT ALARM PACKAGE	O	O	O	O	O	O	O	O	O	O	O

O = OPTION    S = STANDARD



### POWER WHEEL ASSIST

A power wheel assist switch on DC models activates hydraulic forward and reverse drive for faster, easier maneuverability. This option makes navigation of the IWP™ Super Series simple and effortless.

# OPTIONS

## FOR GENIE® RUNABOUT™ MODELS

GR™-12

GR™-15

GR™-20

GRC™-12

PLATFORM				
STOCK PICKER™ REAR PARCEL TRAY	<input type="radio"/>	<input type="radio"/>		
STOCK PICKER™ BIKE RACK (ONLY ON STOCK PICKER™ PLATFORM)	<input type="radio"/>	<input type="radio"/>	<input type="radio"/>	
WORKSTATION TRAY	<input type="radio"/>	<input type="radio"/>		S
FLUORESCENT TUBE CADDY	<input type="radio"/>	<input type="radio"/>	<input type="radio"/>	<input type="radio"/>
STEEL PLATFORM AND EXTENSION DECK				S
WARNING				
MOTION ALARM	<input type="radio"/>	<input type="radio"/>	<input type="radio"/>	<input type="radio"/>
FLASHING BEACON	<input type="radio"/>	<input type="radio"/>	<input type="radio"/>	<input type="radio"/>
AUTOMOTIVE-STYLE HORN	<input type="radio"/>	<input type="radio"/>	<input type="radio"/>	<input type="radio"/>
POWER				
800 WATT INVERTER	<input type="radio"/>	<input type="radio"/>	<input type="radio"/>	<input type="radio"/>
MAINTENANCE-FREE BATTERY	<input type="radio"/>	<input type="radio"/>	<input type="radio"/>	<input type="radio"/>
BASE				
WHEEL COVERS	<input type="radio"/>	<input type="radio"/>	<input type="radio"/>	<input type="radio"/>

= OPTION     = STANDARD



### STOCK PICKER™ BIKE RACK

A convenient way to lift bicycles up to or down from high displays or warehouse shelving — no need for the operator to lift, maneuver or hold the bicycle in the platform. Will hold up to 45 lbs. (20 kg).



### STOCK PICKER™ REAR PARCEL TRAY


The optional rear parcel tray available on the GR™-12 and GR™-15 gives the operator additional workspace for items such as a toolbox and light tools, and will hold up to 150 lbs (68 kg).

# SPECIFICATIONS

## AERIAL WORK PLATFORMS

MODEL	WORKING HEIGHT		WIDTH		PLATFORM HEIGHT		LIFT CAPACITY	
	US	Metric	US	Metric	US	Metric	US	Metric
<b>AERIAL WORK PLATFORMS</b>								
<b>AWP™-20S</b>	26 ft 1 in	8.12 m	2 ft 5 in	.74 m	20 ft 1 in	6.12 m	350 lbs	159 kg
<b>AWP™-25S</b>	30 ft 10 in	9.57 m	2 ft 5 in	.74 m	24 ft 10 in	7.57 m	350 lbs	159 kg
<b>AWP™-30S</b>	35 ft 6 in	11.00 m	2 ft 5 in	.74 m	29 ft 6 in	9.00 m	350 lbs	159 kg
<b>AWP™-36S</b>	42 ft 5 in	13.10 m	2 ft 5 in	.74 m	36 ft 5 in	11.10 m	350 lbs	159 kg
<b>AWP™-40S</b>	46 ft 4 in	14.29 m	2 ft 5 in	.74 m	40 ft 4 in	12.29 m	300 lbs	136 kg
<b>INDUSTRIAL WORK PLATFORMS</b>								
<b>IWP™-20S</b>	26 ft 6 in	8.24 m	2 ft 8 in	.81 m	20 ft 6 in	6.24 m	350 lbs	159 kg
<b>IWP™-25S</b>	30 ft 5 in	9.44 m	2 ft 8 in	.81 m	24 ft 5 in	7.44 m	350 lbs	159 kg
<b>IWP™-30S</b>	35 ft 6 in	11.00 m	3 ft 4 in*	1.02 m*	29 ft 6 in	9.00 m	350 lbs	159 kg
<b>DUAL PERSONNEL LIFTS</b>								
<b>DPL™-25S</b>	31 ft 4 in	9.70 m	2 ft 7.5 in	.80 m	25 ft 4 in	7.70 m	750 lbs	340 kg
<b>DPL™-30S</b>	36 ft	11.14 m	2 ft 7.5 in	.80 m	30 ft	9.14 m	750 lbs	340 kg
<b>DPL™-35S</b>	40 ft 10 in	12.62 m	2 ft 7.5 in	.80 m	34 ft 10 in	10.62 m	600 lbs	272 kg
<b>SELF-PROPELLED AERIAL WORK PLATFORMS (GENIE® RUNABOUT™ and RUNABOUT™ CONTRACTOR)</b>								
<b>GR™-12</b>	17 ft 5 in	5.48 m	2 ft 5.5 in	.75 m	11 ft 5 in	3.48 m	500 lbs	227 kg
<b>GR™-15</b>	20 ft 8 in	6.47 m	2 ft 5.5 in	.75 m	14 ft 8 in	4.47 m	500 lbs	227 kg
<b>GR™-20</b>	25 ft 11 in	8.07 m	2 ft 7.5 in	.80 m	19 ft 11 in	6.07 m	350 lbs	159 kg
<b>GRC™-12</b>	18 ft	5.66 m	2 ft 7.5 in	.80 m	12 ft	3.66 m	500 lbs	227 kg

\*Wide Base





**GENIE HAS YOU COVERED**



**[www.genieindustries.com](http://www.genieindustries.com)**

#### **GENIE CORPORATE HEADQUARTERS**

18340 NE 76th Street, P.O. Box 97030, Redmond, Washington 98073-9730  
Telephone **+1 (425) 881-1800** • Toll Free in USA/Canada **+1 (800) 536-1800** • Fax +1 (425) 883-3475

#### **WORLDWIDE MANUFACTURING AND DISTRIBUTION**

Australia • Brazil • Caribbean • Central America • China • France • Germany • Italy • Japan • Korea • Mexico  
Southeast Asia • Spain • Sweden • United Arab Emirates • United Kingdom • United States

Effective Date: January, 2009. Product specifications and prices are subject to change without notice or obligation. The photographs and/or drawings in this document are for illustrative purposes only. Refer to the appropriate Operator's Manual for instructions on the proper use of this equipment. Failure to follow the appropriate Operator's Manual when using our equipment or to otherwise act irresponsibly may result in serious injury or death. The only warranty applicable to our equipment is the standard written warranty applicable to the particular product and sale and we make no other warranty, express or implied. Products and services listed may be trademarks, service marks or trade-names of Terex Corporation, Genie Industries, Inc. and/or their subsidiaries in the U.S.A. and many other countries. All rights are reserved. Terex is a Registered Trademark of Terex Corporation in the U.S.A. and many other countries. Genie is a Registered Trademark of Genie Industries, Inc. in the U.S.A. and many other countries. Genie is a Terex Company. © 2009 Terex Corporation. AWP Family 5K 0109L. Part No. 109304.